

Union Pacific Railroad



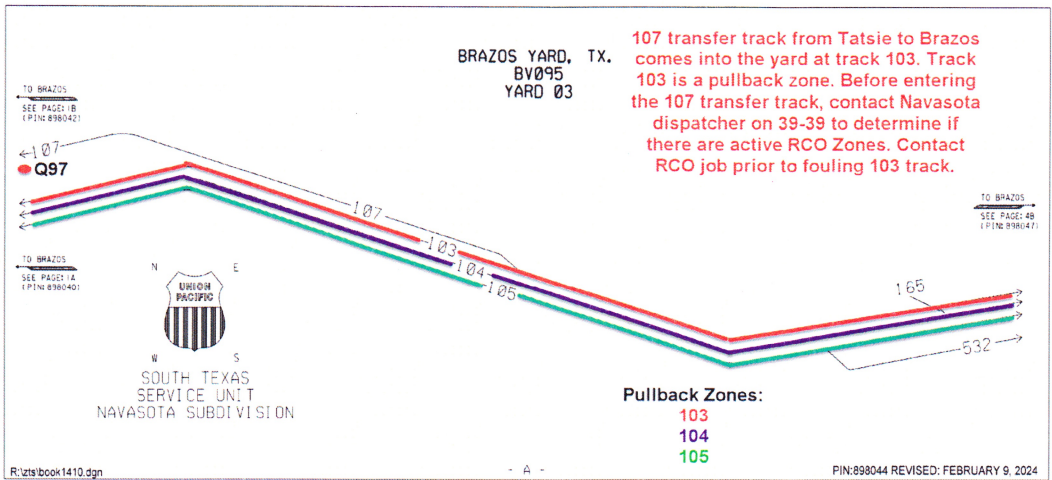
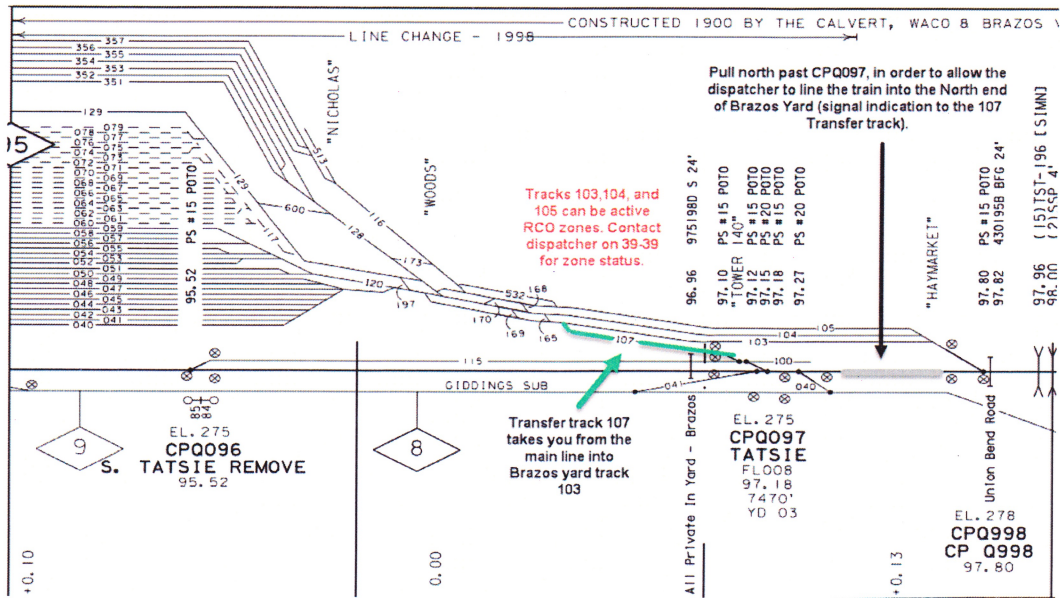
Standard Work Northbound Work Event



2024

Transfer track 107 into RCL Zone 103:

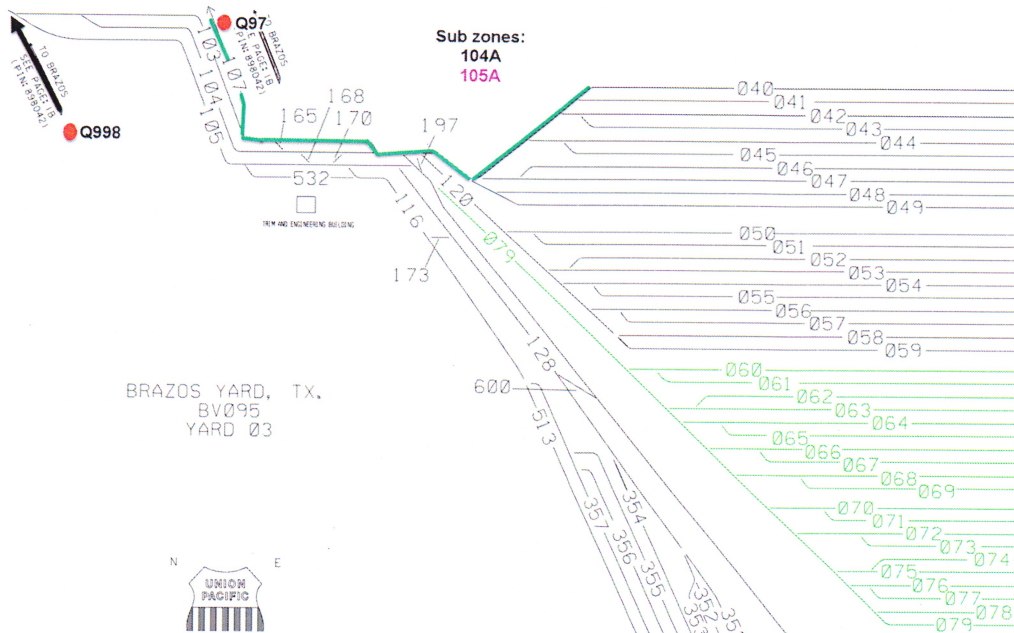
Once the portion of the train that will be left on the main/siding is secured, pull north past CPQ097. While pulling north contact the dispatcher on channel 39-39 *29 to see if there are any active zones within the yard. Once the rear portion of the cars you have a hold of is clear of the signal, wait for signal indication into transfer track 107. If there are active zones, contact the RCO job on 38-38 prior to fouling track 103. Once authority is given, you may enter track 103.



Communication with Utility Person:

Once cleared to enter track 103, coordinate with the Utility Person on 38-38 or 39-39 for work event instructions.

(Example: Track 40 for setout/Track 42 for pick up)



Setout:

The conductor will dismount at the clearance point of the track in which the set out will occur. At this time the Utility person will be in place at the south end of track to protect the shove until the conductor stops the cars in the clear. Once movement has stopped, the conductor will perform the proper securement.

Pickup:

After the set out is completed make your way to the track your pickup is located on. Once the work is complete, make your way back to the 107-transfer track, out to Q97 and back to the train.